



Instrument Valves and Manifolds

Designed to suit your process requirements.

Built and tested to the highest quality standards and designed to reliably meet the conditions of your process.

Specifications & Features:

- ▶ Standard seat diameter - 5mm CV: 0.4
- ▶ Standard packing material is Polytetrafluoroethylene (PTFE)
- ▶ Standard design pressures up to 10,000 psi
- ▶ Stainless steel pin prevents loosening of the gland body during operation
- ▶ Gland is externally adjustable
- ▶ Backseat stop spindle prevents blowout
- ▶ Non-rotating trim enables the spindle to self centre with the orifice for bubble tight shut-off
- ▶ Dust cap prevents ingress of contaminants
- ▶ Optional NACE certified wetted parts, graphoil packing for high temperature applications
- ▶ Factory tested in accordance to the following standards such as MSS-SP-99 and ANSI-B 16.34
- ▶ Canada wide CRN

Needle Valves



316/L; 1/4" NPT (F) x 1/4" NPT(F); PTFE Packing
316/L; 1/2" NPT (F) x 1/2" NPT(F); PTFE Packing



316/L; 1/2" NPT (F) x 1/2" NPT (F) with 1/4" (F) NPT
Drain & Plug; PTFE Packing



316/L; 1/2" NPT (F) x 1/2" NPT(M); PTFE Packing



316/L; 1/4" NPT (M) x 1/4" NPT(F); PTFE Packing


Gauge Valves



316/L; 1/2" NPT (M) x 3 - 1/2" NPT (F); PTFE Packing
 316/L ; 3/4" NPT (M) x 3 - 1/2"NPT (F); PTFE Packing



Manifold Valves



2 VALVE; B&B In-Line Style; Direct Mount; 316/L;
 1/2" NPT (M) x 1/2" NPT (F) with 1/4 NPT (F)
 Drain & Plug; PTFE Packing




2 VALVE; Horizontal B&B Style; Remote Mount; 316/L;
 1/2" NPT (F) x 1/2" NPT (F) with 1/4 NPT (F)
 Drain & Plug; PTFE Packing




3 VALVE; Horizontal B&B Style; Remote Mount; 316/L;
 1/2" NPT (F) x 1/2" NPT (F) with 1/2 NPT (F)
 Drain; PTFE Packing




3 VALVE; Horizontal Style; Remote Mount; 316/L; 1/2"
 NPT (F) x 1/2" NPT (F) x 1/4" NPT Drain/Vent;
 PTFE Packing




3 VALVE; "T" Style; Remote Mount; 316/L; 1/2" NPT
 (F) x FLG x 1/4" NPT Drain/Vent; PTFE Packing



5 VALVE; Horizontal Style; Remote Mount; 316/L; 1/2"
 NPT (F) x 1/2" NPT (F) x 1/4" NPT Drain/Vent;
 PTFE Packing



5 VALVE; "T" Style; Remote Mount; 316/L; 1/2" NPT (F) x FLG x 1/4" NPT
 Drain/Vent; PTFE Packing



5 VALVE; Bar/ Wafer Style; Remote Mount; 316/L; 1/2" NPT (F) x 1/2"
 NPT (F) with 1/4 NPT Drain/Vent; PTFE Packing
 5 VALVE; Bar/ Wafer StyleType; Direct Mount; 316/L; 1/2" NPT (F) x FLG
 with 1/4 NPT Drain/Vent; PTFE Packing